

M8 AND M12 CONNECTORS WITH CABLE



- *M8 and M12, axial or radial connectors*
- *Pre-cabled with cable of various standard lengths*
- *Configuration normalised to 4-poles and NO 3-poles*
- *Versions with LED for power and output signalling*

CS SERIES

The **CS** series offers high-quality connectors, developed to guarantee maximum reliability with particularly compact dimensions in the standard M8x1 and M12x1 formats, can be used to connect photoelectric sensors as well as inductive or capacitive proximity sensors.

The M8 and M12 connectors offer either an axial or radial shape; wired with a 4-pole normalised configuration, with 3, 5, 7 or 10 metre cable.

Moreover, the M12 connectors are available in other versions with a 3-pole normalised configuration for a normally open output, or with a yellow PNP output LED and a green power LED.

The connector body is in PUR plastic and the cable in PVC with CEI 20-22 flammability class.

TECHNICAL DATA

Conductor diameter:	42 x 0.10 mm - 0.35 mm ² (M12 3-pole) 32 x 0.10 mm - 0.25 mm ² (M12 4-pole) 32 x 0.10 mm - 0.25 mm ² (M8 4-pole)
Conductor colour:	refer to table 1 and 2
Cable diameter:	5 mm
Cable length:	3, 5, 7, 10 m
Cable colour:	grey RAL 7035
Cable material:	PVC
Conductor material:	annealed non-tinned electrolytic copper, with high flexibility
Connector material:	housing in PVC, insulation in Nylon 6 30% glass
Contact material:	0.3 µm gold-nickel-plated brass
Connector configuration:	refer to table 1 and 2
Mechanical protection:	IP67, with locked ring
Flammability class:	CEI 20-22, IEC 332/3 flame-retardant and non-propagate
Rated voltage:	300 Vdc / 250 Vac 10-30 Vdc with LED
Maximum current:	4 A
Test voltage:	1 kV
Operating temperature:	-25 ... +80°C
Reference standard:	EN 50044, EN 60947-5-2
Certifications:	CE

TABLES

<i>Terminal</i>	<i>Colour</i>	<i>Function</i>
1	brown	positive (+)
3	blue	negative (-)
4	black	NO output

Tabel 1: NO 3-POLE CONN. CONFIGURATION

<i>Terminal</i>	<i>Colour</i>	<i>Function</i>
1	brown	positive (+)
2	white	NC output
3	blue	negative (-)
4	black	NO output

Tabel 2: NO-NC 4-POLE CONN. CONFIGURATION

CONNECTIONS



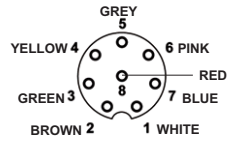
M12 4-POLE CONNECTOR



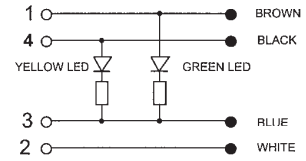
M12 3-POLE CONNECTOR



M8 4-POLE CONNECTOR



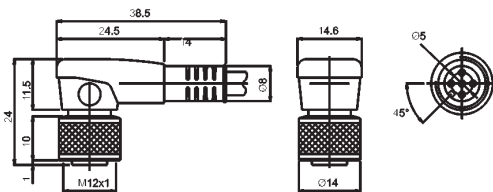
M12 8-POLE CONNECTOR



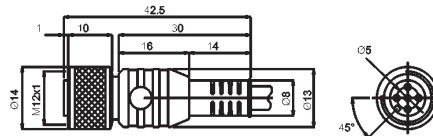
LED CONFIGURATION

DIMENSIONS

RADIAL M12 CONNECTOR

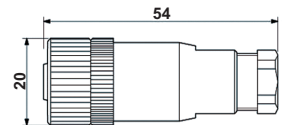


AXIAL M12 CONNECTOR

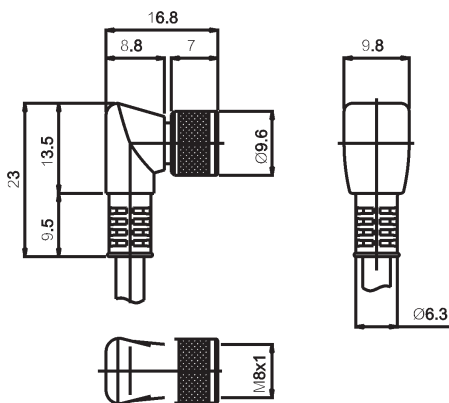


AXIAL M12 8-POLE FEMALE CONNECTOR

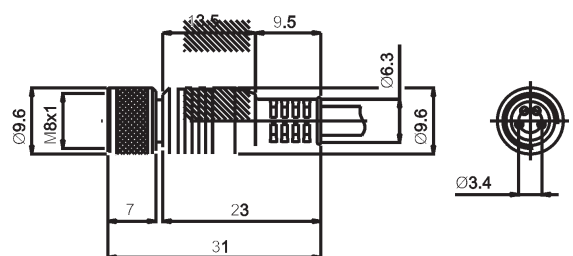
accepts conductors with 0.25 ... 0.75mm² sections



RADIAL M8 CONNECTOR



AXIAL M8 CONNECTOR



MODEL SELECTION AND ORDER INFORMATION

MODEL	CONNECTOR	CONFIGURATION	CABLE LENGTH	CODE N°
CS-A1-01-G-03	axial M12	NO 3-poles	3 m	95A251290
CS-A1-01-G-05	axial M12	NO 3-poles	5 m	95A251300
CS-A1-01-G-07	axial M12	NO 3-poles	7 m	95A251320
CS-A1-01-G-10	axial M12	NO 3-poles	10 m	95A251340
CS-A1-02-G-03	axial M12	NO-NC 4-poles	3 m	95A251380
CS-A1-02-G-05	axial M12	NO-NC 4-poles	5 m	95A251270
CS-A1-02-G-07	axial M12	NO-NC 4-poles	7 m	95A251280
CS-A1-02-G-10	axial M12	NO-NC 4-poles	10 m	95A251390
CS-A1-03-G-03	axial M12	NO-NC 5-poles	3 m	95ACC2110
CS-A1-03-G-05	axial M12	NO-NC 5-poles	5 m	95ACC2120
CS-A1-03-G-10	axial M12	NO-NC 5-poles	10 m	95ACC2140
CS-A1-06-B-03	axial M12	8-poles	3 m	95ACC2230
CS-A1-06-B-05	axial M12	8-poles	5 m	95ACC2240
CS-A1-06-B-10	axial M12	8-poles	10 m	95ACC2250
CS-A1-06-B-NC	axial M12	8-poles	-	95ACC2550
CS-A2-01-G-03	radial M12	NO 3-poles	3 m	95A251200
CS-A2-01-G-05	radial M12	NO 3-poles	5 m	95A251210
CS-A2-01-G-07	radial M12	NO 3-poles	7 m	95A251220
CS-A2-01-G-10	radial M12	NO 3-poles	10 m	95A251230
CS-A2-02-G-03	radial M12	NO-NC 4-poles	3 m	95A251360
CS-A2-02-G-05	radial M12	NO-NC 4-poles	5 m	95A251240
CS-A2-02-G-07	radial M12	NO-NC 4-poles	7 m	95A251245
CS-A2-02-G-10	radial M12	NO-NC 4-poles	10 m	95A251260
CS-A2-11-G-05	radial M12*	NO 3-poles	5 m	95A251310
CS-A2-11-G-10	radial M12*	NO 3-poles	10 m	95A251330
CS-A2-12-G-03	radial M12*	NO-NC 4-poles	3 m	95A251400
CS-A2-12-G-05	radial M12*	NO-NC 4-poles	5 m	95A251350
CS-A2-12-G-10	radial M12*	NO-NC 4-poles	10 m	95A251370
CS-B1-01-G-03	axial M8	NA 3-poles	3 m	95A251490
CS-B1-01-G-05	axial M8	NA 3-poles	5 m	95A251510
CS-B2-01-G-03	radial M8	NA 3-poles	3 m	95A251500
CS-B2-01-G-05	radial M8	NA 3-poles	5 m	95A251520
CS-B1-02-G-03	axial M8	NO-NC 4-poles	3 m	95A251420
CS-B1-02-G-05	axial M8	NO-NC 4-poles	5 m	95A251430
CS-B1-02-G-07	axial M8	NO-NC 4-poles	7 m	95A251440
CS-B1-02-G-10	axial M8	NO-NC 4-poles	10 m	95A251480
CS-B2-02-G-03	radial M8	NO-NC 4-poles	3 m	95A251450
CS-B2-02-G-05	radial M8	NO-NC 4-poles	5 m	95A251460
CS-B2-02-G-07	radial M8	NO-NC 4-poles	7 m	95A251470
CS-B2-02-G-10	radial M8	NO-NC 4-poles	10 m	95A251530

* a yellow PNP output LED and a green power LED are present on the connector

NON-CABLED CONNECTORS

MODEL	DESCRIPTION	CODE N°
CS-A1-02-B-NC	M12 4-pole axial female connector	G5085002
CS-A2-02-B-NC	M12 4-pole radial female connector	G5085003

Distributed by:

HEADQUARTERS

DATASENSOR SpA

via Lavino, 265 - 40050 Monte San Pietro, BO - Italy
 Tel. +39 051/6765611 • Fax +39 051/6759324
 www.datasensor.com • e-mail info@datasensor.com

Datasensor SpA endeavours to continuously improve and renew its products; for this reason the technical data and contents of this catalogue may undergo variations without prior notice. For correct installation and use Datasensor SpA can guarantee only the data indicated in the instruction manual supplied with the products.