



- *The best solution for luminescent mark detection*
- *High-power UV emission for improved sensitivity*
- *Fast switching frequency and response time*
- *Easy setting and clear bargraph indicator*

LD46 SERIES

The luminescence sensors emit ultraviolet (UV) light and receive visible light reflected from luminescent surfaces. This technology allows the detection of fluorescent marks (even invisible to the human eye) on any object independently from its material, colour or distance inside the operating range. Moreover, it avoids light interferences or reflections from non-luminescent surfaces, like glass, mirrors, shiny metal surfaces, etc.

Luminescence sensors can satisfy many different applications, as for example in pharmaceutical and cosmetic industries to detect labels on glass phials or bottles, or correct medicine packaging, in woodworking and ceramic tiles production to check fluorescent selection marks; in automatic packaging to detect whitened paper or fluorescent glues, in textile industry to identify fluorescent cutting guides or labels; in mechanical industry to verify fluorescent paints, lubricants, gaskets or fittings; in vending machines or cash dispensers to check banknotes and credit cards. The high power and definition of the **LD46** sensor light spot enable the detection of critical targets with a very poor or non-homogeneous or discontinued luminescent level, as for example on raw wood, corrugated carton, fabric, ceramic tiles.

LD46 SERIES

SETTING

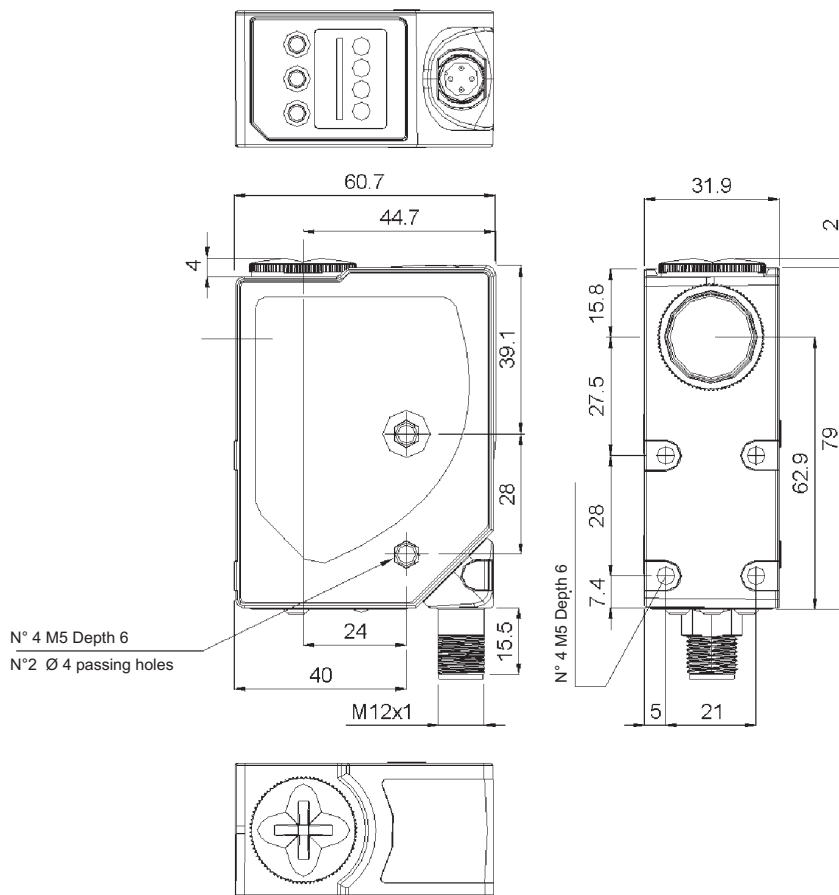
The switching threshold setting can be easily made pressing the '+' and '-' push-buttons that increase or decrease the sensitivity level which is visualised on the bargraph indicator.

The sensor has a KEYLOCK function that deactivates the keyboard avoiding accidental sensor setting.

The keyboard is locked at the sensor powering and can be activated by pressing the SET push-button for 5 seconds until the keylock LED turns on.

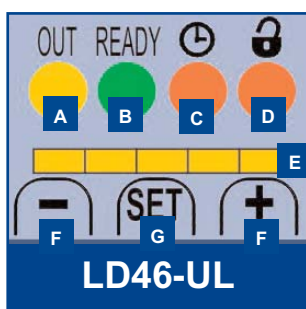
The keyboard is locked again automatically if not used for 2 minutes.

DIMENSIONS



mm

INDICATORS AND PUSH-BUTTONS



- | | |
|-----------------------------|---------------------------|
| A yellow OUTPUT LED | E Bargraph |
| B green READY LED | F +/- push-buttons |
| C orange DELAY LED | G SET push-button |
| D orange KEYLOCK LED | |

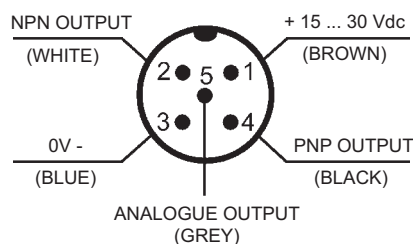
ACCESSORIES

For dedicated accessories refer to the ACCESSORIES section of this catalogue.

Refer also to Connectors of the General Catalogue.

CONNECTIONS


M12 CONNECTOR



TECHNICAL DATA

		LD46-JL-715	LD46-JL-735	LD46-JL-755
Power supply:	15 ... 30 Vdc, reverse polarity protection	●	●	●
Consumption:	50 mA max at 24 Vdc	●	●	●
Light emission:	LED UV, 375 nm ¹	●	●	●
Spot dimension:	2 x 8 mm at 10 mm	●		
	3 x 11 mm at 24 mm			●
	4 x 15 mm at 50 mm		●	
Operating distance:	10 ... 20 mm	●		
	20 ... 40 mm			●
	30 ... 50 mm		●	
Setting:	manual using '+', '-' and SET push-buttons	●	●	●
Indicators:	yellow OUTPUT LED	●	●	●
	green READY LED	●	●	●
	orange DELAY LED	●	●	●
	orange KEYLOCK LED	●	●	●
	5-segment bargraph	●	●	●
Output type:	1 NPN output	●	●	●
	1 PNP output	●	●	●
Output current:	100 mA max.	●	●	●
Saturation voltage:	≤ 2 V	●	●	●
Response time:	250 μs	●	●	●
Switching frequency:	2 kHz	●	●	●
Operating mode:	light	●	●	●
Analogue output:	0.75 ... 5.5 V max.	●	●	●
Timing function:	20 ms selectable	●	●	●
Auxiliary functions:	keylock	●	●	●
Connections:	M12 5-pole connector ²	●	●	●
Electrical protection:	class 2, double insulation	●	●	●
Mechanical protection:	IP67	●	●	●
Protection devices:	A, B ³	●	●	●
Housing material:	aluminum	●	●	●
Lens material:	glass	●	●	●
Weight:	180 g max.	●	●	●
Operating temperature:	-10...55°C	●	●	●
Storage temperature:	-20...70°C	●	●	●
Reference standard:	EN 60947-5-2	●	●	●

LIGHT SPOT



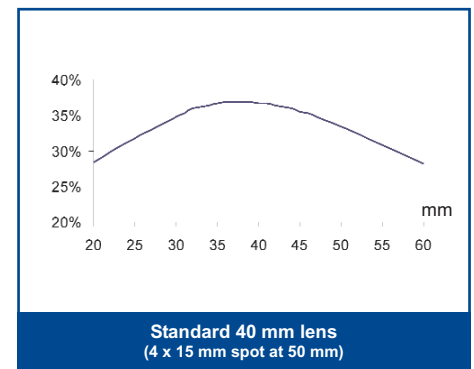
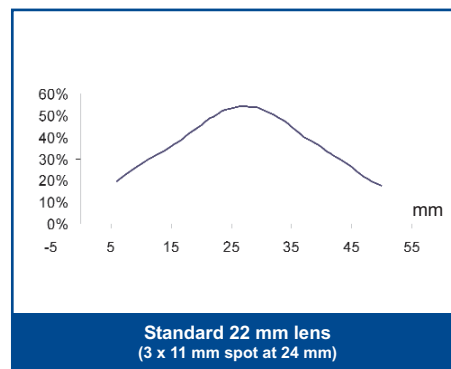
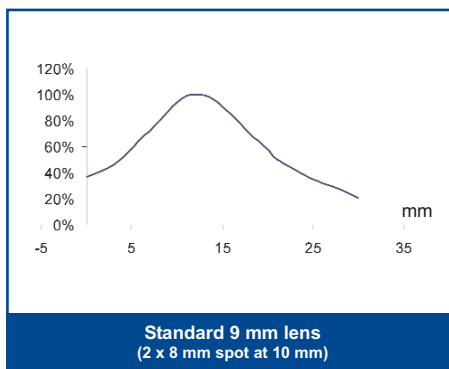
The improved UV emission power and light spot sharpness enable the detection of critical targets with a very poor or non-homogeneous luminescence level.

TECHNICAL NOTES

- ¹ Average life of 100.000 h with $T_A = +25\text{ °C}$
- ² Connettore bloccabile in 5 posizioni
- ³ A - reverse polarity protection
B - overload and short-circuit protection



DETECTION DIAGRAMS

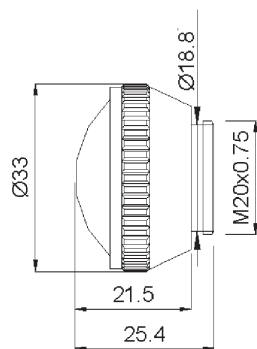


MODEL SELECTION AND ORDER INFORMATION

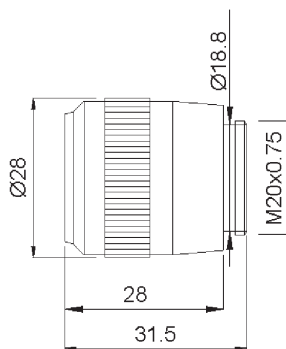
MODEL	OPERATING DISTANCE	ORDER N°
LD46-UL-715	10 - 20 mm	955201000
LD46-UL-735	30 - 50 mm	955201020
LD46-UL-755	20 - 40 mm	955201010

ACCESSORY LENSES

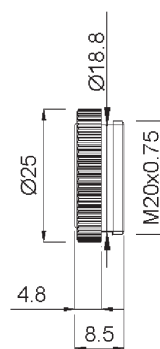
DIMENSIONS



Lens 40 mm glass



Lens 22 mm glass



Lens No.9 glass

mm

ACCESSORY SELECTION AND ORDER INFORMATION

MODEL	DESCRIPTION	ORDER N°
Lens No.9 glass	glass lens with 9 mm focus	95ACC2670
Lens No.22 glass	glass lens with 22 mm focus	95ACC1100
Lens No.40 glass	glass lens with 40 mm focus	95ACC2740

* focussing lens to screw between the sensor and normal 9 mm lens to reduce the light spot dimension and increase resolution

Please refer also to **Sensor Accessories**



Distributed by:

HEADQUARTERS

DATASENSOR SpA

via Lavino, 265 - 40050 Monte San Pietro, BO - Italy
 Tel. +39 051/6765611 • Fax +39 051/6759324
 www.datasensor.com • e-mail info@datasensor.com m

DATASENSOR SpA endeavours to continuously improve and renew its products; for this reason the technical data and contents of this catalogue may undergo variations without prior notice. For correct installation and use DATASENSOR SpA can guarantee only the data indicated in the instruction manual supplied with the products.