



Visible red laser emission *

- Proximity measurement up to 4m
- Easy setting via push-buttons
- 2 PNP or NPN digital outputs
- 0-10V analogue output or alarm output

S81 SERIES

S81 distance sensor line offers the best solution for all the applications where cost reduction is requested, without compromising the detection or measurement performances.

The class 2 Laser emission and the exclusive time of flight measurement of light technology assure extreme precision in the distance measurement, with range up to 4 meters.

The high resolution is not a limit for the sensing speed, reaching 5 ms response time and 100 Hz switching frequency.

Thanks to only two push-buttons for different distance threshold setting, the automatic sensor setting is very easy and accurate for the two independent NPN or PNP outputs.

The sensor is available in two different versions: **S81-...Y** for distance measurement with an additional 0-10 V analogue output, or **S81-...M** as long distance background suppression proximity with an additional alarm output for received signal problems or dirty lens condition. Moreover the **S81-.. Y** version offers the possibility to scale the 0-10V analogue output. This feature allows to set the minimum and maximum values of the operating distance and link the minimum and maximum voltage.



Thanks to the compact dimensions and multiple fixing holes with metallic inserts present in standard positions, the sturdy ABS plastic housing can be easily installed everywhere.

S81 sensors can find typical applications in automatic materials handling and warehousing, in automotive or woodworking industries, as well as in automatic parking or other position control fields.

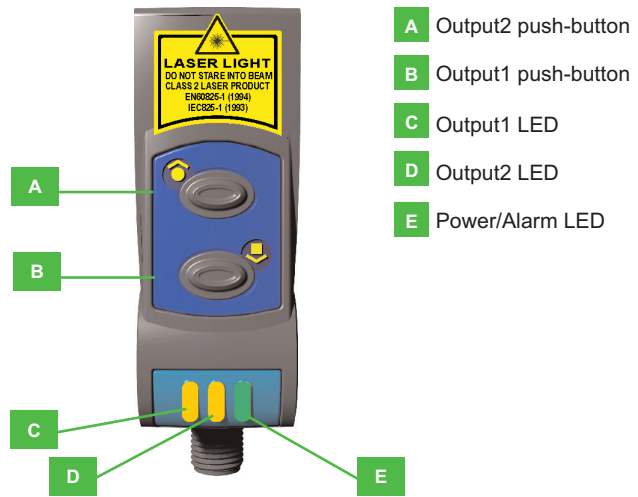
Y DISTANCE SENSORS

Easy setting:

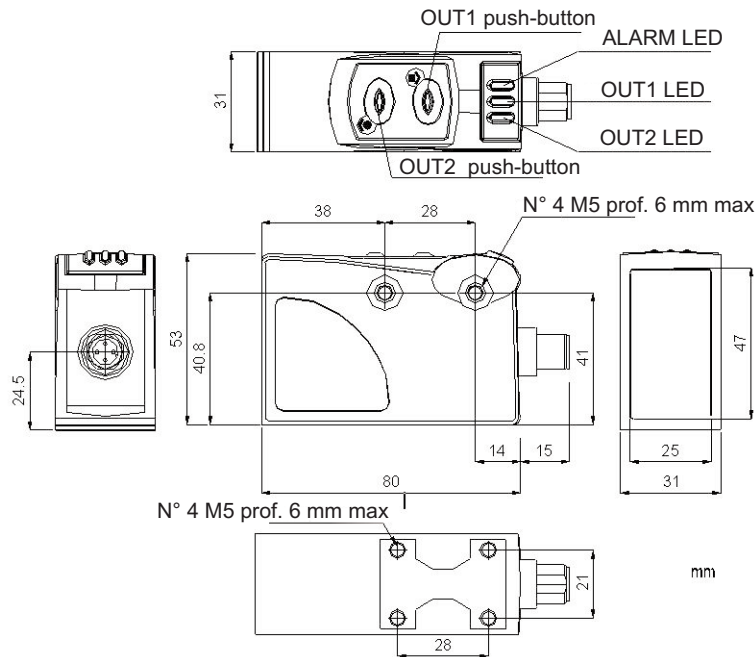
the switching thresholds are defined separately for each channel, by means of the following procedure:

- Set the target object in front of the sensor at the expected distance
- In order to set the switching threshold for the output 1, press the button  until the LED1 starts blinking
- In order to set the switching threshold for the output 2, press the button  until the LED2 starts blinking

INDICATORS AND SETTINGS



DIMENSIONS



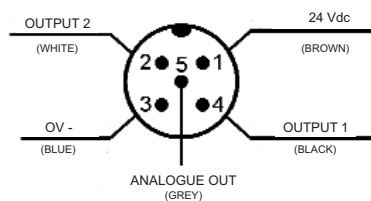
ACCESSORIES

For dedicated accessories refer to the **ACCESSORIES** section of this catalogue.

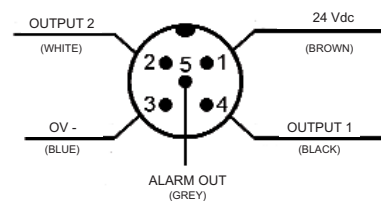
Refer also to **Connectors** and **Fixing Brackets** of the **General Catalogue**.

CONNECTIONS

S81-xx-x-Yxx-xxx models



S81-xx-x-Mxx-xxx models



NOTE: the wire colours refer to the cables manufactured according to the European standard



TECHNICAL DATA

Measurement range:	300 ... 4000 mm ¹
Linearity:	<0,75% f.s. (24 Vdc, 25 °C, with white 90% target)
Repeatability:	+/- 4 mm
Temperature drift:	< 1 mm/°C
White - white 90% hysteresis:	20 mm
White - grey 18% hysteresis:	< 30 mm
White - black 4% hysteresis:	< 50 mm
Power supply:	24 Vdc +/- 20%, limit values
Ripple:	2 Vpp max.
Consumption:	120 mA max (100 mA at 24V)
Light emission:	red Laser 665 nm, class 2
Spot dimension:	Ø12 mm at 2 m Ø20 mm at 4 m
Setting:	OUT2 OUT1
Indicators:	yellow OUTPUT 1 LED yellow OUTPUT 2 LED green POWER / READY LED
Output type:	2 PNP or NPN outputs 1 PNP or NPN alarm output (only S81...Y) 1 analogue 0-10 V output (only S81...Y)
Output current:	100 mA max.
Response time:	5 ms
Switching frequency:	100 Hz
Connections:	5-pole M12 connector
Electrical protection:	class 2
Mechanical protection:	IP67
Protection devices:	A, B ²
Housing material:	ABS
Lens material:	PMMA
Weight:	92 g max.
Operating temperature:	-10 ... 50 °C
Storage temperature:	-20 ... 70 °C
Reference standard:	EN 60947-5-2, EN 60825-11

TECHNICAL NOTES

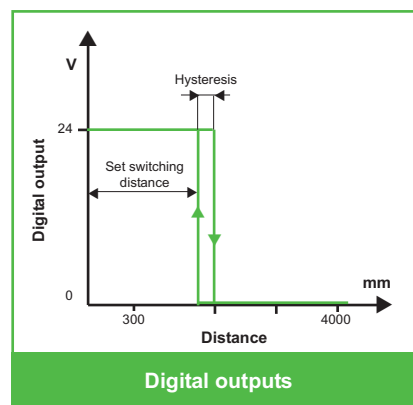
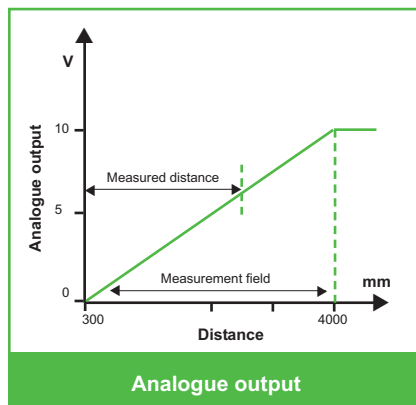
- ¹ On target 90% white to 18% grey
- ² A - reverse polarity protection
B - overload and short-circuit protection

SELECTION TABLE

Model	Analogue output 0-10V	Scaleable Uscita analogica 0-10V	Alarm output	2 NPN Switching outputs	2 PNP Switching outputs
S81-PH-5-M03-NNC			•	•	
S81-PH-5-M03-PPC			•		•
S81-PH-5-Y03-NNV	•			•	
S81-PH-5-Y03-PPV	•				•
S81-PH-5-Y03-CV		•	•		



DETECTION DIAGRAMS



MODEL SELECTION AND ORDER INFORMATION

MODEL	MAX. DISTANCE	ANALOGUE OUT	ALARM OUTPUT	SWITCHING OUTPUT	N° ORDER
S81-PH-5-M03-NNC	4 m	no	yes	2 NPN	951551000
S81-PH-5-M03-PPC	4 m	no	yes	2 PNP	951551010
S81-PH-5-Y03-NNV	4 m	yes	no	2 NPN	951551020
S81-PH-5-Y03-PPV	4 m	yes	no	2 PNP	951551030
S81-PH-5-Y03-CV	4 m	yes	yes	-	951551040

ACCESSORY SELECTION AND ORDER INFORMATION

MODEL	DESCRIPTION	N° ORDER
CS-A1-03-G-03	M12 5-pole conn. with 3 m unshielded cable	95ACC2110
CS-A1-03-G-05	M12 5-pole conn. with 5 m unshielded cable	95ACC2120
CS-A1-03-G-10	M12 5-pole conn. with 10 m unshielded cable	95ACC2140

Refer also to *Accessories for Sensors*

DISTANCE SENSORS



Distributed by:

HEADQUARTERS

DATASENSOR SpA
via Lavino, 265 - 40050 Monte San Pietro, BO - Italy
Tel. +39 051/6765611 • Fax +39 051/6759324
www.datasensor.com • e-mail info@datasensor.com

Datasensor SpA endeavours to continuously improve and renew its products; for this reason the technical data and contents of this catalogue may undergo variations without prior notice. For correct installation and use Datasensor SpA can guarantee only the data indicated in the instruction manual supplied with the products.