


M18 METAL HOUSING SENSORS



- *Main optic functions available*
- *Sensitivity adjustment and stability LED*
- *Cable or M12 connection*
- *Sturdy and impermeable metal housing*

S10 SERIES

The **S10** series offers, in a practical and sturdy tubular M18 metal housing, all the main optic functions.

The different versions include 2 m retroreflex and 1.5 m polarised retroreflex, as well as 14 mm fixed focus and 80 mm or 300 mm diffuse proximity; lastly an 8 m through beam couple.

A sensitivity adjustment trimmer is available in all models, together with a red LED indicating the output status and a green LED signalling switching stability according to the received signal's intensity.

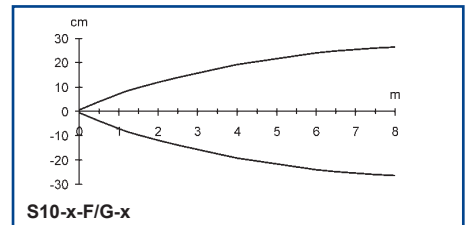
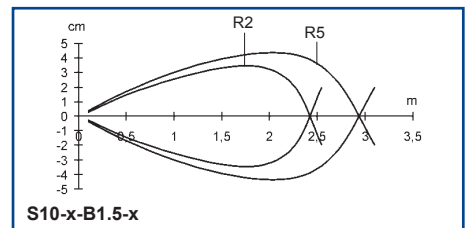
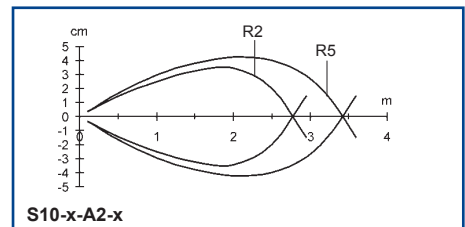
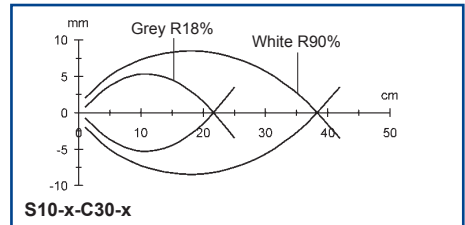
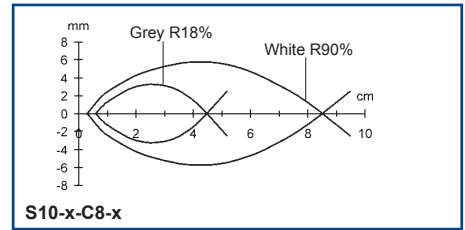
Cable or M12 connector versions are available. In both cases the power supply ranges from 10 to 30 Vdc, with 3 wire connection for all the possible NPN or PNP configurations and light or dark operating mode.

The metal housing guarantees IP67 protection, with the possibility of mounting *MEK-proof* protection on the optic head.

TECHNICAL DATA

Power supply:	10 ... 30 Vdc, reverse polarity protection
Consumption:	30 mA max.
Light emission:	infrared LED 880 nm red LED 660 nm (B15, D14 vers.)
Diffuse proximity operating distance:	1 ... 8 cm (C8 vers.) 1 ... 30 cm (C30 vers.)
Fixed focus operating distance:	14 mm with 1 mm spot (D14 vers.)
Retroreflex operating distance:	0.1 ... 2 m (on R2)
Polarised retroreflex operating distance: ..	0.1 ... 1.5 m (on R2)
Through beam operating distance:	0 ... 8 m
Setting:	sensitivity trimmer
Indicators:	red OUTPUT LED green STABILITY LED red POWER LED (G8 vers.)
Output:	NPN or PNP, open collector
Saturation voltage:	1 V max.
Output current:	150 mA max., short-circuit protection
Response time:	1 ms max. 2 ms max. (F vers.)
Switching frequency:	500 Hz max. 250 Hz max. (F vers.)
Connection:	4-pole M12 connector 2 m Ø 5 mm cable
Electrical protection:	class 1
Mechanical protection:	IP67
Housing material:	nickel-plated brass
Lens material:	PMMA plastic
Weight:	50 g max. (connector vers.) 115 g max. (cable vers.)
Operating temperature:	-25 ... +55°C
Storage temperature:	-25 ... +70°C
Reference standard:	EN 60947-5-2
Certifications:	CE TM

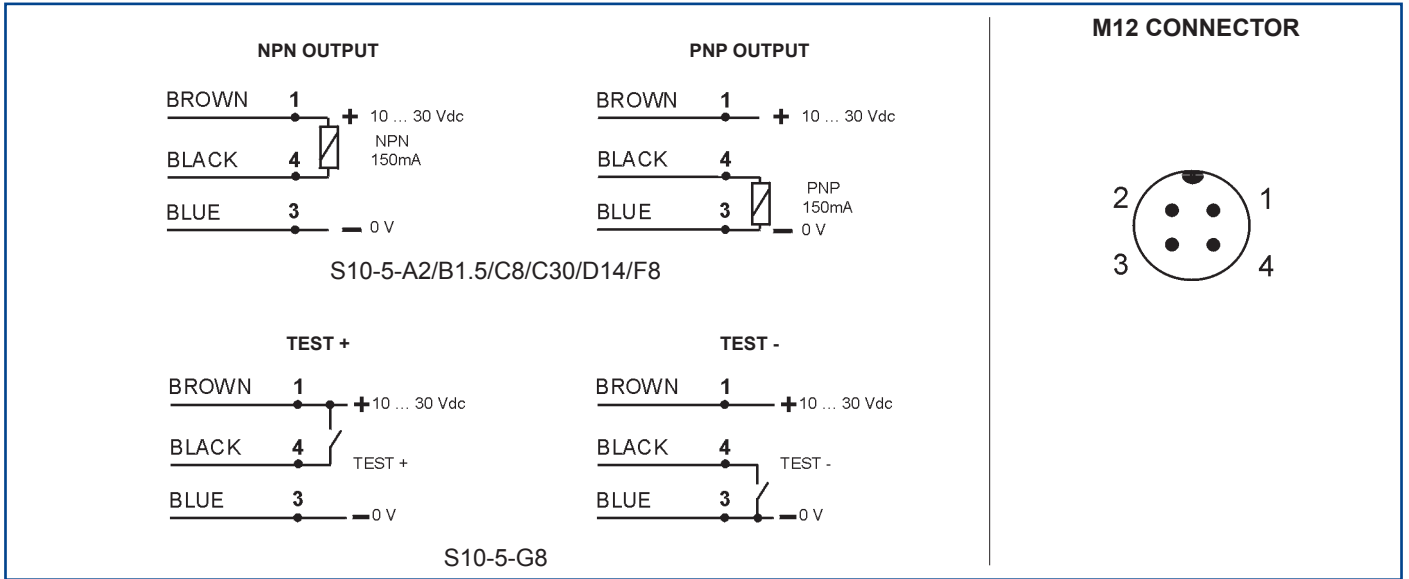
DETECTION DIAGRAMS



The operating distances indicate the detection distance with excess gain 2.

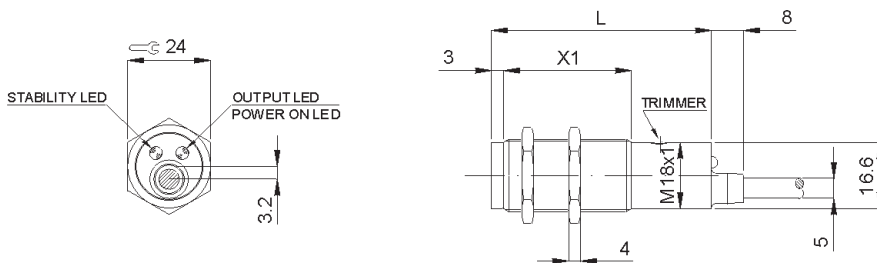
The detection diagrams indicate the typical operating distance with excess gain 1.

CONNECTIONS



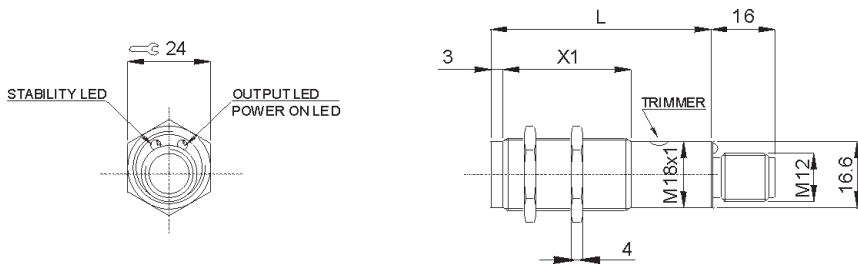
DIMENSIONS

CABLE VERSIONS



	MODELS		
	A2/C8/C30/D14/F8	B1.5	G8
L	65.1	67.4	55.1
X1	41.3	43.6	31.3

M12 CONNECTOR VERSIONS



MODELS

MODEL	OPTIC FUNCTION	CONNECTION	OUTPUT	CODE N°
S10-5-C8-60	short distance proximity	dark mode - cable	NPN	G5220560
S10-5-C8-62	short distance proximity	dark mode - M12 connector	NPN	G5220562
S10-5-C8-70	short distance proximity	light mode - cable	NPN	G5220570
S10-5-C8-72	short distance proximity	light mode - M12 connector	NPN	G5220572
S10-5-C8-80	short distance proximity	dark mode - cable	PNP	G5220580
S10-5-C8-82	short distance proximity	dark mode - M12 connector	PNP	G5220582
S10-5-C8-90	short distance proximity	light mode - cable	PNP	G5220590
S10-5-C8-92	short distance proximity	light mode - M12 connector	PNP	G5220592
S10-5-C30-60	medium distance proximity	dark mode - cable	NPN	G5220660
S10-5-C30-62	medium distance proximity	dark mode - M12 connector	NPN	G5220662
S10-5-C30-70	medium distance proximity	light mode - cable	NPN	G5220670
S10-5-C30-72	medium distance proximity	light mode - M12 connector	NPN	G5220672
S10-5-C30-80	medium distance proximity	dark mode - cable	PNP	G5220680
S10-5-C30-82	medium distance proximity	dark mode - M12 connector	PNP	G5220682
S10-5-C30-90	medium distance proximity	light mode - cable	PNP	G5220690
S10-5-C30-92	medium distance proximity	light mode - M12 connector	PNP	G5220692
S10-5-D14-60	fixed focus proximity	dark mode - cable	NPN	G5220360
S10-5-D14-62	fixed focus proximity	dark mode - M12 connector	NPN	G5220362
S10-5-D14-70	fixed focus proximity	light mode - cable	NPN	G5220370
S10-5-D14-72	fixed focus proximity	light mode - M12 connector	NPN	G5220372
S10-5-D14-80	fixed focus proximity	dark mode - cable	PNP	G5220380
S10-5-D14-82	fixed focus proximity	dark mode - M12 connector	PNP	G5220382
S10-5-D14-90	fixed focus proximity	light mode - cable	PNP	G5220390
S10-5-D14-92	fixed focus proximity	light mode - M12 connector	PNP	G5220392
S10-5-A2-60	retroreflex	dark mode - cable	NPN	G5220260
S10-5-A2-62	retroreflex	dark mode - M12 connector	NPN	G5220262
S10-5-A2-70	retroreflex	light mode - cable	NPN	G5220270
S10-5-A2-72	retroreflex	light mode - M12 connector	NPN	G5220272
S10-5-A2-80	retroreflex	dark mode - cable	PNP	G5220280
S10-5-A2-82	retroreflex	dark mode - M12 connector	PNP	G5220282
S10-5-A2-90	retroreflex	light mode - cable	PNP	G5220290
S10-5-A2-92	retroreflex	light mode - M12 connector	PNP	G5220292
S10-5-B1.5-60	polarised retroreflex	dark mode - cable	NPN	G5220760
S10-5-B1.5-62	polarised retroreflex	dark mode - M12 connector	NPN	G5220762
S10-5-B1.5-70	polarised retroreflex	light mode - cable	NPN	G5220770
S10-5-B1.5-72	polarised retroreflex	light mode - M12 connector	NPN	G5220772
S10-5-B1.5-80	polarised retroreflex	dark mode - cable	PNP	G5220780
S10-5-B1.5-82	polarised retroreflex	dark mode - M12 connector	PNP	G5220782
S10-5-B1.5-90	polarised retroreflex	light mode - cable	PNP	G5220790
S10-5-B1.5-92	polarised retroreflex	light mode - M12 connector	PNP	G5220792
S10-5-F8-60	receiver	dark mode - cable	NPN	G5220160
S10-5-F8-62	receiver	dark mode - M12 connector	NPN	G5220162
S10-5-F8-70	receiver	light mode - cable	NPN	G5220170
S10-5-F8-72	receiver	light mode - M12 connector	NPN	G5220172
S10-5-F8-80	receiver	dark mode - cable	PNP	G5220180
S10-5-F8-82	receiver	dark mode - M12 connector	PNP	G5220182
S10-5-F8-90	receiver	light mode - cable	PNP	G5220190
S10-5-F8-92	receiver	light mode - M12 connector	PNP	G5220192
S10-5-G8-60	emitter	(TEST -) cable	-	G5220060
S10-5-G8-62	emitter	(TEST -) M12 connector	-	G5220062
S10-5-G8-80	emitter	(TEST +) cable	-	G5220080
S10-5-G8-82	emitter	(TEST +) M12 connector	-	G5220082

ACCESSORIES

MODEL	DESCRIPTION	CODE N°
MEK-proof	front protection	G5000001
SP-40	fixed support for tubular M18 sensors	95ACC1370

Please refer also to **Sensor Accessories**

Distributed by:

HEADQUARTERS

DATASENSOR SpA

via Lavino, 265 - 40050 Monte San Pietro, BO - Italy
 Tel. +39 051/6765611 • Fax +39 051/6759324
 www.datasensor.com • e-mail info@datasensor.com

Datasensor SpA endeavours to continuously improve and renew its products; for this reason the technical data and contents of this catalogue may undergo variations without prior notice. For correct installation and use Datasensor SpA can guarantee only the data indicated in the instruction manual supplied with the products.